

Name \_\_\_\_\_

# 4<sup>th</sup> Grade Strings



## Suzuki Violin

Captain, Glenridge, and Meramec  
Elementary School  
School District of Clayton

**Look at What Songs I Have Passed!**

Mississippi River	Down Pony Up Pony	Little Frog
Popcorn-Shh!-and-Candy-Shh!-and	Wish I had a Motorcycle	Twinkle
French Folk	Lightly Row (meets expectations due by January)	Go Tell Aunt Rhody
Children's Song	May Song	Allegro
Long Long Ago (violins only)	Perpetual (singles and doubles--two stickers) (meets expectations due by May)	Allegretto (exceeds expectations due by May)

## Progress Report to 1st Concert in December

[illegible]

# 100 Days of Practice! \$100 Bach Bucks!

NAME:

DATE:


100 DAY  
PRACTICE CLUB!



Need Help? Go to the website:

<http://www.claytonschoools.net/domain/560>

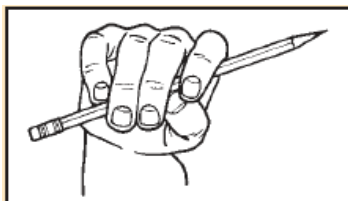
Position Checklist:



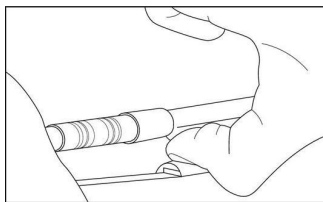
- \_\_\_ Violin parallel to the ground
- \_\_\_ Left wrist straight
- \_\_\_ Jaw on the *chin rest* with straight and relaxed head position (not tilted)  
(The chin touches it slightly, but the *chin rest* should curve mostly around the jaw)



- \_\_\_ Left thumb straight (relaxed)
- \_\_\_ Tips of fingers, not pad of fingers



- \_\_\_ Fingers wrap around the bow
- \_\_\_ Pinky bent on top of the wood
- \_\_\_ Rotate entire hand to pointer finger



- \_\_\_ Thumb bent under the bow in the corner bump
- \_\_\_ Thumb does not poke through the bow

# A/E Tune (on A and E string!)

A/E Tune Introduction!

Violins 1st! (E string 8 times)

Freeze! Introduction!

Violins, Violas, Cellos (A string 8 times)

Freeze! Introduction!

Violins Rest Position!

Violas, Cellos, Bass (D string 8 times)

Freeze! Introduction!

Violas and Cellos Rest Position!

Bass (G string 8 times)

Rest position everyone and take a bow!

\*All songs must be memorized\*

# #1 MISSISSIPPI RIVER

(moving to A and D string!)

OD 0A 1A 0A 3D 2D 1D OD

0A 3D 2D 1D

0A 3D 2D 1D

OD 0A 1A 0A 3D 2D 1D OD

## **Practice Tips:**

- Every letter (note) is bowed: MIS-SIS-SIP-PI RI-VER
- Start with the bow at the tape (middle of bow)
- Move the bow DOWN (towards the floor) to start each new letter-note

## **Bornoff Warm Up:**

- Pluck (Pizzicato) C, G, D, A, E (4X, 3X, 2X, 1X)--watch elbow level
- Mississippi River C, G, D, A, E (4X, 3X, 2X, 1X)--tip, middle and lower half bow

## #2 DOWN PONY—UP PONY

OD 0A 1A 0A 3D 2D 1D OD

0A 3D 2D 1D

0A 3D 2D 1D

OD 0A 1A 0A 3D 2D 1D OD

### **Practice Tips:**

- Every letter (note) is bowed: DOWN PONY UP PONY
- Start with the bow at the tape (middle of bow)
- Move the bow DOWN (towards the floor) on the word: DOWN
- Move the bow UP (towards the sky) on the word: UP

### **Bornoff Warm Up:**

- Pluck (Pizzicato) C, G, D, A, E (4X, 3X, 2X, 1X)--watch elbow level
- Mississippi River C, G, D, A, E (4X, 3X, 2X, 1X)--tip, middle and lower half bow



# #3 1 FROGGIE--2 FROGGIE (Pineapple Popsicle)

OD 0A 1A 0A 3D 2D 1D OD

0A 3D 2D 1D

0A 3D 2D 1D

OD 0A 1A 0A 3D 2D 1D OD

## **Practice Tips:**

- Every letter (note) is bowed: LITTLE FROG LITTLE FROG
- Start with the bow at the tape (middle of bow)
- Move the bow DOWN (towards the floor).
- Counting 1-2-3-4-5-6
- Counting 1-ta-ta 2-ta-ta
- Little Frog twice.

## **Bornoff Warm Up:**

- Pluck (Pizzicato) C, G, D, A, E (4X, 3X, 2X, 1X)--watch elbow level
- Mississippi River C, G, D, A, E (4X, 3X, 2X, 1X)--tip, middle and lower half bow

## #4 Popcorn (Shh!) and Candy (Shh!)-UP! (Brother and Sister (UP!))

OD 0A 1A 0A 3D 2D 1D OD

0A 3D 2D 1D

0A 3D 2D 1D

OD 0A 1A 0A 3D 2D 1D OD

### **Practice Tips:**

- Every letter (note) is bowed: DOWN BOW AND UP BOW
- Start with the bow at the tape (middle of bow)
- Move the bow DOWN (towards the floor) on the word: DOWN
- Move the bow UP (towards the sky) on the word: UP

### **Bornoff Warm Up:**

- Pluck (Pizzicato) C, G, D, A, E (4X, 3X, 2X, 1X)--watch elbow level
- Mississippi River C, G, D, A, E (4X, 3X, 2X, 1X)--tip, middle and lower half bow

# #5 WISH I HAD A MOTORCYCLE

OD 0A 1A 0A 3D 2D 1D OD

0A 3D 2D 1D

0A 3D 2D 1D

OD 0A 1A 0A 3D 2D 1D OD

## **Practice Tips:**

- Every letter (note) is bowed: WISH I HAD A MOTORCYCLE
- Start with the bow at the tape (middle of bow)
- Right angle in bow arm--fast motion
- Counting 1-ta-ta-ta 2-ta-ta-ta

## **Bornoff Warm Up:**

- Pluck (Pizzicato) C, G, D, A, E (4X, 3X, 2X, 1X)--watch elbow level
- Mississippi River C, G, D, A, E (4X, 3X, 2X, 1X)--tip, middle and lower half bow

# #6 TWINKLE

▮   v   ▮   v   ▮ cont....

OD OD OA OA 1A 1A OA 3D 3D 2D 2D 1D 1D OD  
|| - HOLD FOR 2 COUNTS ||

OA OA 3D 3D 2D 2D 1D  
||

OA OA 3D 3D 2D 2D 1D  
||

OD OD OA OA 1A 1A OA 3D 3D 2D 2D 1D 1D OD  
|| - HOLD FOR 2 COUNTS ||

## Practice Tips:

- (▮) Is the symbol for down bow (pull to the ground)
- (v) Is the symbol for up bow (push to the sky)
- (||) Two lines under the letter means hold for 2 counts
- Cont. means to continue the bow direction

## Bornoff Warm Up:

- Half Bow C, G, D, A, E (4X, 3X, 2X, 1X)--lower half, upper half, middle bow
- Full Bow C, G, D, A, E (4X, 3X, 2X, 1X)--frog to tip

# #7 FRENCH FOLK SONG

▢ v ▢ v ▢ v ▢ v cont....

3a 3a 3a 2a 2a 2a 1a 2a 3a 0a

III - hold 3 counts

3d 3d 3d 2d 2d 2d 1d 1d 1d 0d

III

0d 1d 2d 0d 1d 2d 0d 1d 2d 3d

III

1d 2d 3d 1d 2d 3d 1d 2d 3d 0a

III

3a 2a 1a 0a 3d 2d 1d 0d 1d 0d

III

## Practice Tips:

- (III) Three lines under the letter means hold the note for 3 counts (slow-long bow)
- Cont. means to continue the bow direction

## Bornoff Warm Up:

- Half Bow C, G, D, A, E (4X, 3X, 2X, 1X)--lower half, upper half, middle bow
- Full Bow C, G, D, A, E (4X, 3X, 2X, 1X)--frog to tip

## #8 LIGHTLY ROW

$\Pi$   $v$   $\Pi$   $v$   $\Pi$   $v$   $\Pi$   $v$  cont...

0a 2d 2d 3d 1d 1d 0d 1d 2d 3d 0a 0a 0a  
 || || ||

**V**

0a 2d 2d 2d 3d 1d 1d 1d 0d 2d 0a 0a 2d 2d 2d  
 ||

П

1d 1d 1d 1d 1d 2d 3d  
||

**V**

2d 2d 2d 2d 2d 3d 0a  
||

П

0a 2d 2d 2d 3d 1d 1d 1d 0d 2d 0a 0a 2d 2d 2d  
 ||

### Practice Tips:

- Cont. means to continue the bow direction
- First Line: “Hello Dog!”
- Second Line: “Hello Doggie!”
- (II) Means 2 counts
- Passing this song by the first report card equals: **meets expectations**

## Bornoff Warm Up:

- Half Bow C, G, D, A, E (4X, 3X, 2X, 1X)--lower half, upper half, middle bow  
-Full Bow C, G, D, A, E (4X, 3X, 2X, 1X)--frog to tip

# #9 GO TELL AUNT RHODY

п	v	п	v	п	v	п	v	cont...
2D	2D	1D	0D	0D	1D	1D	2D	1D 0D
	X	X - quick					X	X
п								
0A	0A	3D	2D	2D	1D	0D	1D	2D <u>0D</u>
	X	X			X	X	X	X
п								
2D	2D	3D	0A	0A	1A	1A	0A	3D 2D
	X	X					X	X
п								
2D	2D	3D	0A	0A	1A	1A	<u>0A</u>	
	X	X						
п								
2D	2D	1D	0D	0D	1D	1D	2D	1D 0D
	X	X - quick					X	X
п								
0A	0A	3D	2D	2D	1D	0D	1D	2D <u>0D</u>
	X	X			X	X	X	X

## Practice Tips:

- (X) Quick bow motion (use less bow-8th note)
- All other notes use more bow to make the sound more connected and resonant (arm motion)

## Bornoff Warm Up:

- Half Bow, Full Bow, Full Bow, Full Bow C, G, D, A, E (4X, 3X, 2X, 1X)
- Full Bow, Half Bow, Full Bow, Full Bow C, G, D, A, E (4X, 3X, 2X, 1X)

# #10 CHILDREN'S SONG

\*\*\*\*\*each line starts up bow\*\*\*\*\*

v   n   v   n   v   n   v   n   v   n   v

0a 0a 2d 0a 0a 2d 0a 3d 1d 1d 2d \*\*Stop, roll (up bow)\*\*  
||                    ||                    ||

v   n   v   n   v   n   v   n   v   n   v

0a 0a 2d 0a 0a 2d 0a 3d 1d 1d 2d \*\*Stop, roll (up bow)\*\*  
||                    ||                    ||

v   n   v   n   v   n   v   n   v   n   v

2d 1d 1d 1d 3d 3d 3d 2d 2d 2d 1a \*\*Stop, roll (up bow)\*\*  
||                    ||                    ||

v   n   v   n   v   n   v   n   v   n   v

1a 0a 0a 0a 3a 0a 2d 3d 1d 1d 0d  
||                    ||                    ||                    ||

## Practice Tips:

- The start of every line is up bow
- Freeze your bow at the end of each line to continue up bow
- Remember: Up bow is a bow motion towards the sky
- Passing this song by the first report card equals: **meets expectations**

## Bornoff Warm Up:

- Full Bow, Half Bow, Full Bow, Full Bow C, G, D, A, E (4X, 3X, 2X, 1X)
- Full Bow, Full Bow, Half Bow, Full Bow C, G, D, A, E (4X, 3X, 2X, 1X)



# #11 May Song

π v π v π v π v cont....

0d 2d 0a 3a 1a 3a 1a 0a 3d 0a 2d 0d 1d 0d

\* x x x x || \* x || ||

0a 0a 3d 3d 2d 0a 2d 1d

x x ||

0a 0a 3d 3d 2d 0a 2d 1d

x x ||

0d 2d 0a 3a 1a 3a 1a 0a 3d 0a 2d 0d 1d 0d

\* x x x x || \* x || ||

## Practice Tips:

- (\*) Hold for 1 ½ beats \*Sing “Quar-ter Dot” \*or 3 quick beats! (1-2-3)
- (||) Double line means hold longer (2 beats)
- (X) means quick note (eighth note)

## Bornoff Warm Up:

- Full Bow, Full Bow, Half Bow, Full Bow C, G, D, A, E (4X, 3X, 2X, 1X)
- Full Bow, Full Bow, Full Bow, Half Bow C, G, D, A, E (4X, 3X, 2X, 1X)

# #12 Allegro

**Π v cont...**

3a 3a 0a 0a 1a 2a 3a 1a 0a 0a

. . . . X X X X . .

3d 3d 2d 2d 1d 0d 1d 2d 0d (quick bow lift)

. . . . X X X X ||

**Π v etc**

3a 3a 0a 0a 1a 2a 3a 1a 0a 0a

. . . . X X X X . .

3d 3d 2d 2d 1d 0d 1d 2d 0d (quick bow lift)

. . . . X X X X ||

**Π v cont...**

1a 1a 0a 0d 1a 1a 0a 0d 1a 2a 3a 1a 0a 2d 1d (long bow lift-watch!!)  
(hold!!!)

**Π v cont...**

3a 3a 0a 0a 1a 2a 3a 1a 0a 0a

. . . . X X X X . .

3d 3d 2d 2d 1d 0d 1d 2d 0d

. . . . X X X X ||

## **Practice Tips:**

- Lifts always go back to middle bow
- LINE 5 is big, long, connected bows
- At the end of LINE 5-wait, freeze, look at conductor, lift
- (.) Dot means short-stoppy bows
- (X) means quick note (eighth note)

## **Bornoff Warm Up:**

- Spiccato (bounce at the frog) C, G, D, A, E (4 sets of 4, 4 sets of 3, 2, 1)

# #13 Long Long Ago (Violins Only)

Π v cont...

0D 0D 1D 2D 2D 3D 0A 1A 0A 2D

X X X X X X ||

0A 3D 2D 1D 3D 2D 1D 0D

X X || X X ||

0D 0D 1D 2D 2D 3D 0A 1A 0A 2D

X X X X X X ||

0A 3D 2D 1D 2D 1D 0D (long bow lift)

X X X X ||

Π v cont..

0A 3D 2D 1D 1G 1G 3D 2D 1D 0D

X X X X X X ||

0A 3D 2D 1D 1G 1G 3D 2D 1D 0D

X X X X X X ||

0D 0D 1D 2D 2D 3D 0A 1A 0A 2D

X X X X X X ||

0A 3D 2D 1D 2D 1D 0D

X X X X ||

#13 Bohemian Folk Song **\*\*Sit Out--Violas Play Only\*\***

#13 Rigadoon **\*\*Sit Out--Cellos Play Only\*\***

#13 Song of the Wind **\*\*Sit Out--Basses Play Only\*\***

**Bornoff Warm Up:**

- Spiccato (bounce at the frog) C, G, D, A, E (4 sets of 4, 4 sets of 3, 2, 1)

# #14 PERPETUAL MOTION

**П v cont...**

0D 1D 2D 2D 1D 2D 3D 3D 2D 3D 0A 2D 3D 1D **0A 0A**

. . . . . cont....

0D 1D 2D 2D 1D 2D 3D 3D 2D 3D 0A 2D 3D 1D **0D 0D**

3A 2A 1A 1A 2A 1A 0A 0A 1A 0A 3D 3D 2D 1D **0A 0A**

3A 2A 1A 1A 2A 1A 0A 0A 1A 0A 3D 3D 2D 1D **0D 0D**

2D 0D 1D 1D 3D 1D 2D 2D 0A 2D 3D 0A 1A 2A 3A 3A

2D 0D 1D 1D 3D 1D 2D 2D 0A 2D 3D 0A 1A 2A 3A 3A

0D 1D 2D 2D 1D 2D 3D 3D 2D 3D 0A 2D 3D 1D **0A 0A**

0D 1D 2D 2D 1D 2D 3D 3D 2D 3D 0A 2D 3D 1D **0D 0D**

## **Practice Tips:**

- No stops in between all lines, one entire song
- To help memorize, work at two lines at a time
- (.) Dot means short-stoppy bows

## **Passed singles...now play doubles!**

### **Practice Tips for Doubles:**

- Vocally say the notes “ DD, 11, 22, 22...”
- Play doubles but stop in between each note
- Memorize two lines at a time

### **Bornoff Warm Up:**

- Slurred Staccato C, G, D, A, E (2 bows, 3 bows, 4, 6, 8..how many can you do?)

# #15 ALLEGRETTO

П v cont...

0D 1D 2D 2D 0A 3D 3D 1A 0A 0A 3D 2D 2D 0A 3D 3D 2D  
x x . x x . x x . x x . x x . x x

1D 1D 3D 2D 2D 1D 0D  
. x x . x x .

0D 1D 2D 2D 0A 3D 3D 1A 0A 0A 3D 2D 2D 0A 3D 3D 2D  
x x . x x . x x . x x . x x . x x

1D 2D 1D 0D (long bow lift)  
. x x ||

0D 2D 1D 1G 1G 1G 1D 3D 2D 0D 0D 0D  
x x . x x . x x . x x .

2D 0A 3D 3D 1A 0A 0A 3A 0A 3D 2D 1D  
x x . x x . x x . x x **hold!!!**

0D 1D 2D 2D 0A 3D 3D 1A 0A 0A 3D 2D 2D 0A 3D 3D 2D  
x x . x x . x x . x x . x x . x x

1D 2D 1D 0D  
. x x ||

## Practice Tips:

- (x x . ) Dot means to stop and wait (bowing is quick, quick, stop)
- Passing this song by the second report card equals: **meets expectations**



You made it!!! Congrats!! Now onto the 5th grade book!!