


Name _____

4th Grade Strings



Suzuki Cello

Captain, Glenridge, and Meramec
Elementary School
School District of Clayton

Look at What Songs I Have Passed!

Mississippi River (Harmony)	Down Pony Up Pony (Harmony)	Little Frog (Harmony)
Down Bow and Up Bow (Harmony)	Wish I had a Motorcycle (Harmony)	Twinkle (Harmony)
French Folk	Lightly Row (meets expectations due by January)	Go Tell Aunt Rhody
Children's Song	May Song	Allegro
Rigadon (cellos only)	Perpetual (singles and doubles--two stickers) (meets expectations due by May)	Allegretto (exceeds expectations due by May)

Progress Report to 1st Concert in December

[illegible]

100 Days of Practice! \$100 Bach Bucks!

NAME:

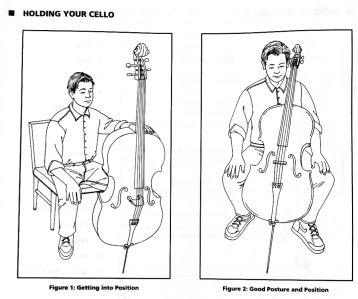
DATE:

100 DAY
PRACTICE CLUB!

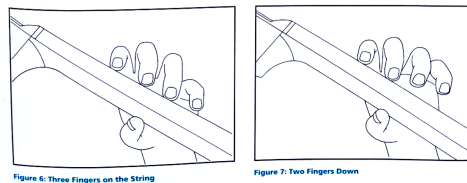


Need Help? Go to the website:
<http://www.claytonschoools.net/domain/560>

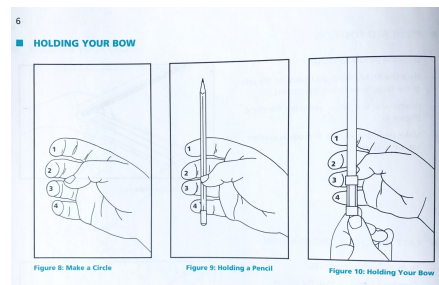
Position Checklist:



- ___ Pull endpin out to designated length
- ___ Sit tall on the edge of your chair--knees slightly bent--with left foot slightly forward (can you stand up quickly?--if yes, you are in a good seated position!)
- ___ Bring the cello towards you so the upper edge touches the center of your chest--the lowest peg should be touching behind your left ear
- ___ The insides of both knees should touch the cello



- ___ Left elbow is slightly up tall
- ___ Wrist is relaxed and straight
- ___ Curve your fingers at the joint
- ___ Keep your thumb relaxed behind the neck meeting with your 2nd finger
- ___ Keep your fingers close to the string with playing



- ___ Make the “C” shape with your hand, fingers spread, wrapped around the bow
- ___ Practice with a pencil--grip the pencil lightly in your fingertips
- ___ With your left hand, take the pencil out of your right hand and replace it with the bow
- ___ Thumb relaxed with fingers wrapped around the bow

A/E Tune

A/E Tune Introduction!

Violins 1st! (E string 8 times)

Freeze! Introduction!

Violins, Violas, Cellos (A string 8 times)

Freeze! Introduction!

Violins Rest Position!

Violas, Cellos, Bass (D string 8 times)

Freeze! Introduction!

Violas and Cellos Rest Position!

Bass (G string 8 times)

Rest position everyone and take a bow!

All songs must be memorized

#1 MISSISSIPPI RIVER

(moving to A and D string!)

OD 0A 1A 0A 4D 3D 1D OD

0A 4D 3D 1D

0A 4D 3D 1D

OD 0A 1A 0A 4D 3D 1D OD

Practice Tips:

- Every letter (note) is bowed: MIS-SIS-SIP-PI RI-VER
- Start with the bow at the tape (middle of bow)
- Move the bow DOWN (towards the floor) to start each new letter-note

Bornoff Warm Up:

- Pluck (Pizzicato) C, G, D, A, E (4X, 3X, 2X, 1X)--watch elbow level
- Mississippi River C, G, D, A, E (4X, 3X, 2X, 1X)--tip, middle and lower half bow

#2 DOWN PONY—UP PONY

OD 0A 1A 0A 4D 3D 1D OD

0A 4D 3D 1D

0A 4D 3D 1D

OD 0A 1A 0A 4D 3D 1D OD

Practice Tips:

- Every letter (note) is bowed: DOWN PONY UP PONY
- Start with the bow at the tape (middle of bow)
- Move the bow DOWN (towards the floor) on the word: DOWN
- Move the bow UP (towards the sky) on the word: UP

Bornoff Warm Up:

- Pluck (Pizzicato) C, G, D, A, E (4X, 3X, 2X, 1X)--watch elbow level
- Mississippi River C, G, D, A, E (4X, 3X, 2X, 1X)--tip, middle and lower half bow

#3 1 FROGGIE--2 FROGGIE

(Pineapple Popsicle)

OD 0A 1A 0A 4D 3D 1D OD

0A 4D 3D 1D

0A 4D 3D 1D

OD 0A 1A 0A 4D 3D 1D OD

Practice Tips:

- Every letter (note) is bowed: LITTLE FROG LITTLE FROG
- Start with the bow at the tape (middle of bow)
- Move the bow DOWN (towards the floor).
- Counting 1-2-3-4-5-6
- Counting 1-ta-ta 2-ta-ta
- Little Frog twice.

Bornoff Warm Up:

- Pluck (Pizzicato) C, G, D, A, E (4X, 3X, 2X, 1X)--watch elbow level
- Mississippi River C, G, D, A, E (4X, 3X, 2X, 1X)--tip, middle and lower half bow

#4 Popcorn (Shh!) and Candy (Shh!)-UP! (Brother and Sister (UP!))

OD 0A 1A 0A 4D 3D 1D OD

0A 4D 3D 1D

0A 4D 3D 1D

OD 0A 1A 0A 4D 3D 1D OD

Practice Tips:

- Every letter (note) is bowed: DOWN BOW AND UP BOW
- Start with the bow at the tape (middle of bow)
- Move the bow DOWN (towards the floor) on the word: DOWN
- Move the bow UP (towards the sky) on the word: UP

Bornoff Warm Up:

- Pluck (Pizzicato) C, G, D, A, E (4X, 3X, 2X, 1X)--watch elbow level
- Mississippi River C, G, D, A, E (4X, 3X, 2X, 1X)--tip, middle and lower half bow

#5 WISH I HAD A MOTORCYCLE

OD 0A 1A 0A 4D 3D 1D OD

0A 4D 3D 1D

0A 4D 3D 1D

OD 0A 1A 0A 4D 3D 1D OD

Practice Tips:

- Every letter (note) is bowed: WISH I HAD A MOTORCYCLE
- Start with the bow at the tape (middle of bow)
- Right angle in bow arm--fast motion
- Counting 1-ta-ta-ta 2-ta-ta-ta

Bornoff Warm Up:

- Pluck (Pizzicato) C, G, D, A, E (4X, 3X, 2X, 1X)--watch elbow level
- Mississippi River C, G, D, A, E (4X, 3X, 2X, 1X)--tip, middle and lower half bow

#6 TWINKLE

Π v Π v Π cont....

OD OD OA OA 1A 1A OA 4D 4D 3D 3D 1D 1D OD
|| - HOLD FOR 2 COUNTS ||

OA OA 4D 4D 3D 3D 1D
||

OA OA 4D 4D 3D 3D 1D
||

OD OD OA OA 1A 1A OA 4D 4D 3D 3D 1D 1D OD
|| - HOLD FOR 2 COUNTS ||

Practice Tips:

- (Π) Is the symbol for down bow (pull to the ground)
- (v) Is the symbol for up bow (push to the sky)
- (||) Two lines under the letter means hold for 2 counts
- Cont. means to continue the bow direction

Bornoff Warm Up:

- Half Bow C, G, D, A, E (4X, 3X, 2X, 1X)--lower half, upper half, middle bow
- Full Bow C, G, D, A, E (4X, 3X, 2X, 1X)--frog to tip

#7 FRENCH FOLK SONG

▢ ▽ ▢ ▽ ▢ ▽ ▢ ▽ cont....

4a 4a 4a 3a 3a 3a 1a 3a 4a 0a

III - hold 3 counts

4d 4d 4d 3d 3d 3d 1d 1d 1d 0d

III

0d 1d 3d 0d 1d 3d 0d 1d 3d 4d

III

1d 3d 4d 1d 3d 4d 1d 3d 4d 0a

III

4a 3a 1a 0a 4d 3d 1d 0d 1d 0d

III

Practice Tips:

- (III) Three lines under the letter means hold the note for 3 counts (slow-long bow)
- Cont. means to continue the bow direction

Bornoff Warm Up:

- Half Bow C, G, D, A, E (4X, 3X, 2X, 1X)--lower half, upper half, middle bow
- Full Bow C, G, D, A, E (4X, 3X, 2X, 1X)--frog to tip

#8 LIGHTLY ROW

▯ v ▯ v ▯ v ▯ v cont...

0a 3d 3d 4d 1d 1d 0d 1d 3d 4d 0a 0a 0a
|| || ||

v

0a 3d 3d 3d 4d 1d 1d 1d 0d 3d 0a 0a 3d 3d 3d
||

▯

1d 1d 1d 1d 1d 3d 4d
||

v

3d 3d 3d 3d 3d 4d 0a
||

▯

0a 3d 3d 3d 4d 1d 1d 1d 0d 3d 0a 0a 3d 3d 3d
||

Practice Tips:

- Cont. means to continue the bow direction
- First line is to be played "Hello Dog"
- Second line is to be played "Hello Doggie"
- (||) Means 2 count
- Passing this song by the first report card equals: **meets expectations**

Bornoff Warm Up:

- Half Bow C, G, D, A, E (4X, 3X, 2X, 1X)--lower half, upper half, middle bow
- Full Bow C, G, D, A, E (4X, 3X, 2X, 1X)--frog to tip

#9 GO TELL AUNT RHODY

Π ν Π ν Π ν Π ν cont...

3d 3d 1d 0d 0d 1d 1d 3d 1d 0d

X X - quick X X

□

0a 0a 4d 3d 3d 1d 0d 1d 3d 0d

$$\begin{array}{ccccccc} \times & \times & & \times & \times & \times & \times \\ & & & & & & \parallel \end{array}$$

□

3d 3d 4d 0a 0a 1a 1a 0a 4d 3d

X X X X

□

3d 3d 4d 0a 0a 1a 1a 0a

$$X \quad X \quad ||$$

П

3d 3d 1d 0d 0d 1d 1d 3d 1d 0d

X X - quick X X

□

0a 0a 4d 3d 3d 1d 0d 1d 3d 0d

$$X \quad X \qquad X \quad X \quad X \quad X \quad ||$$

Practice Tips:

- (X) Quick bow motion (use less bow-8th note)
- All other notes use more bow to make the sound more connected and resonant (arm motion)

Bornoff Warm Up:

- Half Bow, Full Bow, Full Bow, Full Bow C, G, D, A, E (4X, 3X, 2X, 1X)
- Full Bow, Half Bow, Full Bow, Full Bow C, G, D, A, E (4X, 3X, 2X, 1X)

#10 CHILDREN'S SONG

each line starts up bow

v n v n v n v n v n v

0a 0a 3d 0a 0a 3d 0a 4d 1d 1d 3d **Stop, roll (up bow)**
|| || ||

v n v n v n v n v n v

0a 0a 3d 0a 0a 3d 0a 4d 1d 1d 3d **Stop, roll (up bow)**
|| || ||

v n v n v n v n v n v

3d 1d 1d 1d 4d 4d 4d 3d 3d 3d 1a **Stop, roll (up bow)**
|| || ||

v n v n v n v n v n v

1a 0a 0a 0a 4a 0a 3d 4d 1d 1d 0d
|| || || ||

Practice Tips:

- The start of every line is up bow
- Freeze your bow at the end of each line to continue up bow
- Remember: Up bow is a bow motion towards the left

Bornoff Warm Up:

- Full Bow, Half Bow, Full Bow, Full Bow C, G, D, A, E (4X, 3X, 2X, 1X)
- Full Bow, Full Bow, Half Bow, Full Bow C, G, D, A, E (4X, 3X, 2X, 1X)

#11 May Song

π v π v π v π v cont....

0d 3d 0a 4a 1a 4a 1a 0a 4d 0a 3d 0d 1d 0d

* x x x || * x || ||

0a 0a 4d 4d 3d 0a 3d 1d

x x ||

0a 0a 4d 4d 3d 0a 3d 1d

x x ||

0d 3d 0a 4a 1a 4a 1a 0a 4d 0a 3d 0d 1d 0d

* x x x || * x || ||

Practice Tips:

- (*) Hold for 1 ½ beats *Sing “Quar-ter Dot” * or a quick 3 beats! (1-2-3)
- (||) Double line means hold longer (2 beats)
- (X) means quick note (eighth note)

Bornoff Warm Up:

- Full Bow, Full Bow, Half Bow, Full Bow C, G, D, A, E (4X, 3X, 2X, 1X)
- Full Bow, Full Bow, Full Bow, Half Bow C, G, D, A, E (4X, 3X, 2X, 1X)

#12 Allegro

Π v cont...

4a 4a 0a 0a 1a 3a 4a 1a 0a 0a

. . . . X X X X . .

4d 4d 3d 3d 1d 0d 1d 3d 0d (quick bow lift)

. . . . X X X X

Π v etc

4a 4a 0a 0a 1a 3a 4a 1a 0a 0a

. . . . X X X X . .

4d 4d 3d 3d 1d 0d 1d 3d 0d (quick bow lift)

. . . . X X X X

Π v cont...

1a 1a 0a 0d 1a 1a 0a 0d 1a 3a 4a 1a 0a 3d 1d (long bow lift--watch!!!)
(Hold!!!)

Π v cont...

4a 4a 0a 0a 1a 3a 4a 1a 0a 0a

. . . . X X X X . .

4d 4d 3d 3d 1d 0d 1d 3d 0d

. . . . X X X X

Practice Tips:

- Lifts always go back to middle bow
- LINE 5 is big, long, connected bows
- At the end of LINE 5--wait, freeze, look at conductor, lift
- (.) Dot means short-stoppy bows
- (X) means quick note (eighth note)

Bornoff Warm Up:

- Spiccato (bounce at the frog) C, G, D, A, E (4 sets of 4, 4 sets of 3, 2, 1)

****Sit Out--Violins Play Only****

****Sit Out--Violas Play Only****

#13 Rigadoon (Cellos Only)

Π v cont...

$$4d \ 4d \ 3d \ 1d \ \underline{0d} \ 0d \ 1d \ 1d \ 3d \ 0D \ \underline{4D} \ \underline{0D}$$

III

II

II

4d 4d 3d 1d 0d 0d 1d 1d 3d 0D 4D (rest!) (lift!)
 III III

1a 2a 4a 1a 2a 4a 2a 1a 0a 0d 4d 0a 1a (rest!) (lift!)
 x x x x || || ||

1a 2a 4a 1a 2a 4a 2a 1a 0a 0d 1d 3d 4d (rest!) (lift!)
 x x x x || || ||

0a 1a 2a 2a 1a 0a 4a 0a 1a 2a 1a 0a 1a 4a
 x x || || x x || ||

0a 1a 2a 2a 1a 0a 4a 1a 1d 3d 4d (rest!) (lift!)
x x || || || ||

$$4d \ 4d \ 3d \ 1d \ \underline{0d} \ 0d \ 1d \ 1d \ 3d \ 0D \ \underline{4D} \ \underline{0D}$$

III

II

II

4d 4d 3d 1d 0d 0d 1d 1d 3d 0D 4D (rest!)
 III III

#13 Song of the Wind

****Sit Out--Basses Play Only****

Bornoff Warm Up:

- Spiccato (bounce at the frog) C, G, D, A, E (4 sets of 4, 4 sets of 3, 2, 1)

#14 PERPETUAL MOTION

Π v cont...

0d 1d 3d 3d 1d 3d 4d 4d 3d 4d 0a 3d 4d 1d **0A 0A**

. cont....

0d 1d 3d 3d 1d 3d 4d 4d 3d 4d 0a 3d 4d 1d **0D 0D**

4a 3a 1a 1a 3a 1a 0a 0a 1a 0a 4d 4d 3d 1d **0A 0A**

4a 3a 1a 1a 3a 1a 0a 0a 1a 0a 4d 4d 3d 1d **0D 0D**

3d 0d 1d 1d 4d 1d 3d 3d 0a 3d 4d 0a 1a 3a 4a 4a

3d 0d 1d 1d 4d 1d 3d 3d 0a 3d 4d 0a 1a 3a 4a 4a

0d 1d 3d 3d 1d 3d 4d 4d 3d 4d 0a 3d 4d 1d **0A 0A**

0d 1d 3d 3d 1d 3d 4d 4d 3d 4d 0a 3d 4d 1d **0D 0D**

Practice Tips:

- No stops in between all lines, one entire song
- To help memorize, work at two lines at a time
- (.) Dot means short-stoppy bows

Passed singles...now play doubles!

Practice Tips for Doubles:

- Vocally say the notes “ DD, 11, 33, 33...”
- Play doubles but stop in between each note
- Memorize two lines at a time

Bornoff Warm Up:

- Slurred Staccato C, G, D, A, E (2 bows, 3 bows, 4, 6, 8..how many can you do?)

#15 ALLEGRETTO

Π v cont...

0D 1D 3D 3D 0A 4D 4D 1A 0A 0A 4D 3D 3D 0A 4D 4D 3D
x x . x x . x x . x x . x x . x x

1D 1D 4D 3D 3D 1D 0D

. x x . x x .

0D 1D 3D 3D 0A 4D 4D 1A 0A 0A 4D 3D 3D 0A 4D 4D 3D
x x . x x . x x . x x . x x . x x

1D 3D 1D 0D (long bow lift)

. x x II

0D 3D 1D 1G 1G 1G 1D 4D 3D 0D 0D 0D

x x . x x . x x . x x .

3D 0A 4D 4D 1A 0A 0A 4A 0A 4D 3D 1D

x x . x x . x x . x x **hold!!!**

0D 1D 3D 3D 0A 4D 4D 1A 0A 0A 4D 3D 3D 0A 4D 4D 3D

x x . x x . x x . x x . x x . x x

1D 3D 1D 0D

. x x II

Practice Tips:

- (x x .) Dot means to stop and wait (bowing is quick, quick, stop)

-Passing this song by the second report card equals: **meets expectations**



You made it!!! Congrats!! Now onto the 5th grade book!!